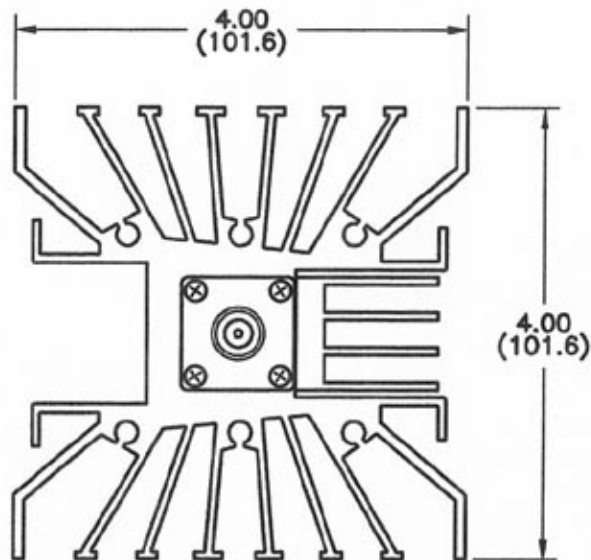
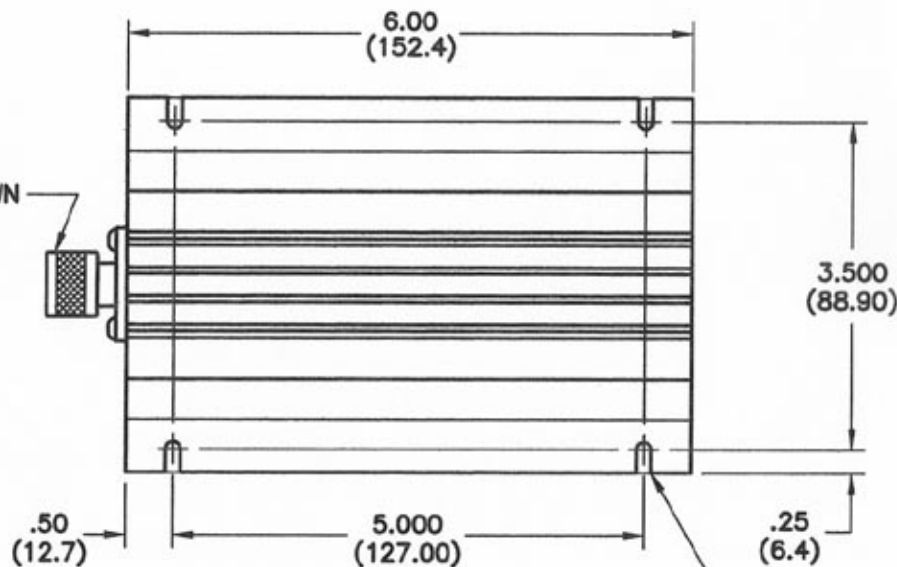


REVISIONS					
REV	ZONE	DESCRIPTION	DATE	BY	ECO
A	---	ADDED MTG. SLOTS DETAILS	3-19-07	GVC	---



TNC MALE SHOWN



.156(3.96) WIDE SLOT, 4 PLACES
TOP AND BOTTOM OF UNIT

DIMENSIONS: INCHES
(MILLIMETERS)

SPECIFICATIONS

FREQUENCY RANGE - DC TO 3.0 GHz

IMPEDANCE - 50 OHMS

VSWR (1.0 GHz) - 1.15:1


(2.4 GHz) - 1.20:1

(3.0 GHz) - 1.25:1

INPUT POWER (AVG.) - 100 WATTS

(PEAK) - 2000 WATTS

CONNECTOR TYPES - BNC, TNC, N, SMA, 7/16 DIN PLUG OR JACK
TNC PLUG SHOWN

TOLERANCES		THE INFORMATION CONTAINED IN THIS DOCUMENT IS THE PROPERTY OF MICROWAVE DEVICES, INC. AND IS PROPRIETARY. IT IS NOT TO BE COPIED OR USED FOR ANY PURPOSE OTHER THAN AS INSTRUCTED, IN WRITING, BY MICROWAVE DEVICES, INC.	 <small>(If not Microwave Component)</small>		
DEC.XX ± .05	FRAC ±				
.XXX ± .010	ANG ±				
MATERIAL		SIGNATURES	DATE	OUTLINE, MODEL 6100, TNC COAXIAL TERMINATION	
FINISH		DR G.V.Cothren	10-3-03	CAGE	DRAWING NO.
		CHK		60674	B
		APPD		900068-1	
		APPD		DRAWING SCALE 1:1 SHEET 1 OF 1	

CONTACT: MICROWAVE DEVICES - 1150 N. GRAHAM RD.
(317) 736-8833 FRANKLIN, IN 46131

DIMENSIONS ARE IN INCHES UNLESS OTHERWISE SPECIFIED.